


# INK MONSTERS

**Day 1**



# MEDIUM: INDIA INK

VERY MESSY, STAINS CLOTHING



VIDEO:

<https://youtu.be/FnxqKcA9bLg>

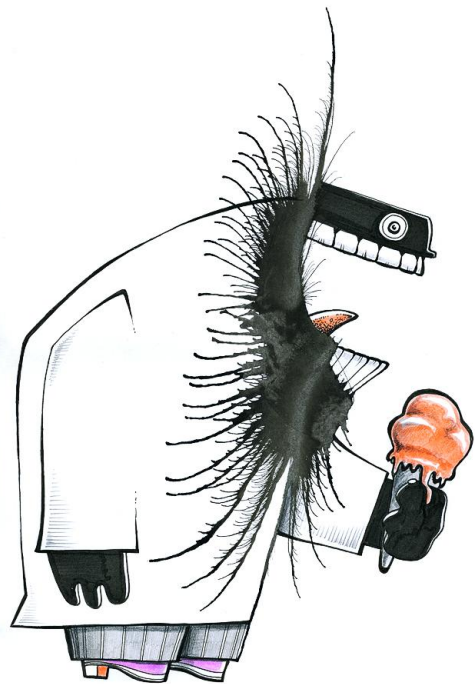
(Start at minute 2)


Ink monster example:


<https://youtu.be/vViIh7u3WWc>

# DAILY MONSTER EXAMPLES

Daily Monster Papers 087  
© Stefan G. Bucher  
dailymonster.com









# STEPS TO MAKE INK BLOTS

## 1. Squeeze ONE drop of ink onto paper

- don't touch ink with hands

- squeeze dropper lightly

## 2. Spray with air can

- press lightly

- hold upright (not at an angle)

- hold close to your paper (about 1 inch away)




# 1ST PAPER

Make 1 drop on paper

Blow with air can

REMEMBER:

press air can softly!




# 2ND PAPER

Make 3 drops on paper

Blow with air can

REMEMBER:

press air can softly!



# 3RD PAPER

Make line on paper

Blow with air can

REMEMBER:

press air can softly!

